

Payoff Ruler

Measure Cash Value of Price Distances

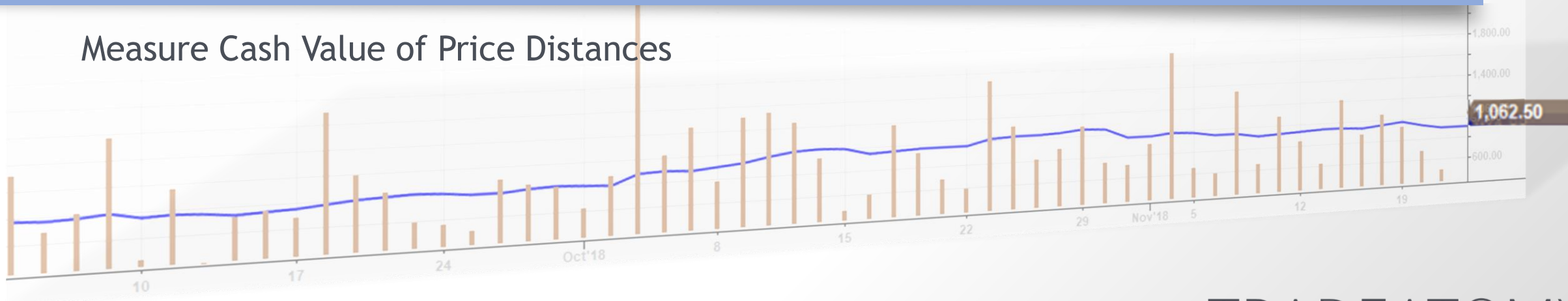


Table Of Contents

1. Features
2. User Settings
3. Support & Feedback
4. Disclaimer

1. Features - Two Indicators

Draw right on the chart or use the input dialog by ALT + click or right click → Edit Trade Data.

Edit Tr... [Close] [Delete]

Entry Price (140 4/32)
140,12500

Profit Target (140 4/32)
0,00000

Stop Loss (135 27/32)
135,84375

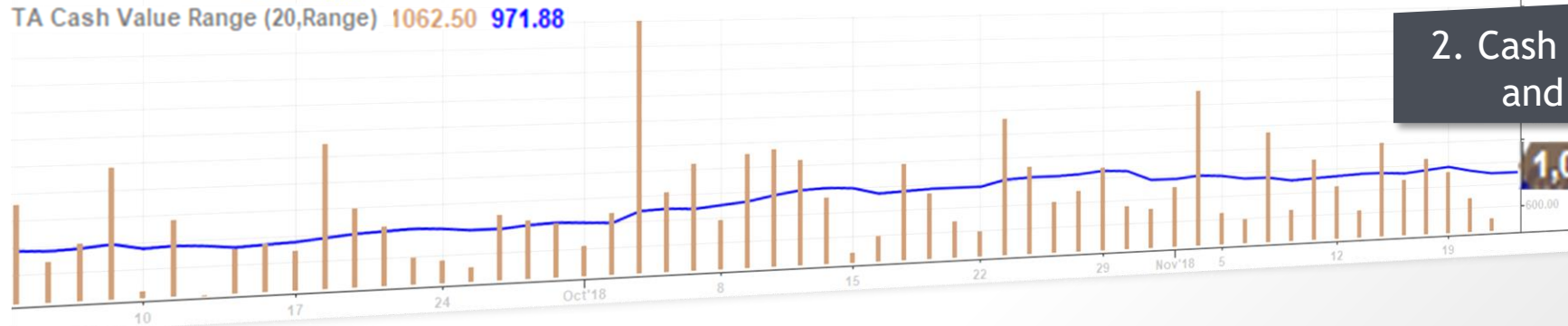
Watch Live Demonstration



1. Cash Value for Trendlines

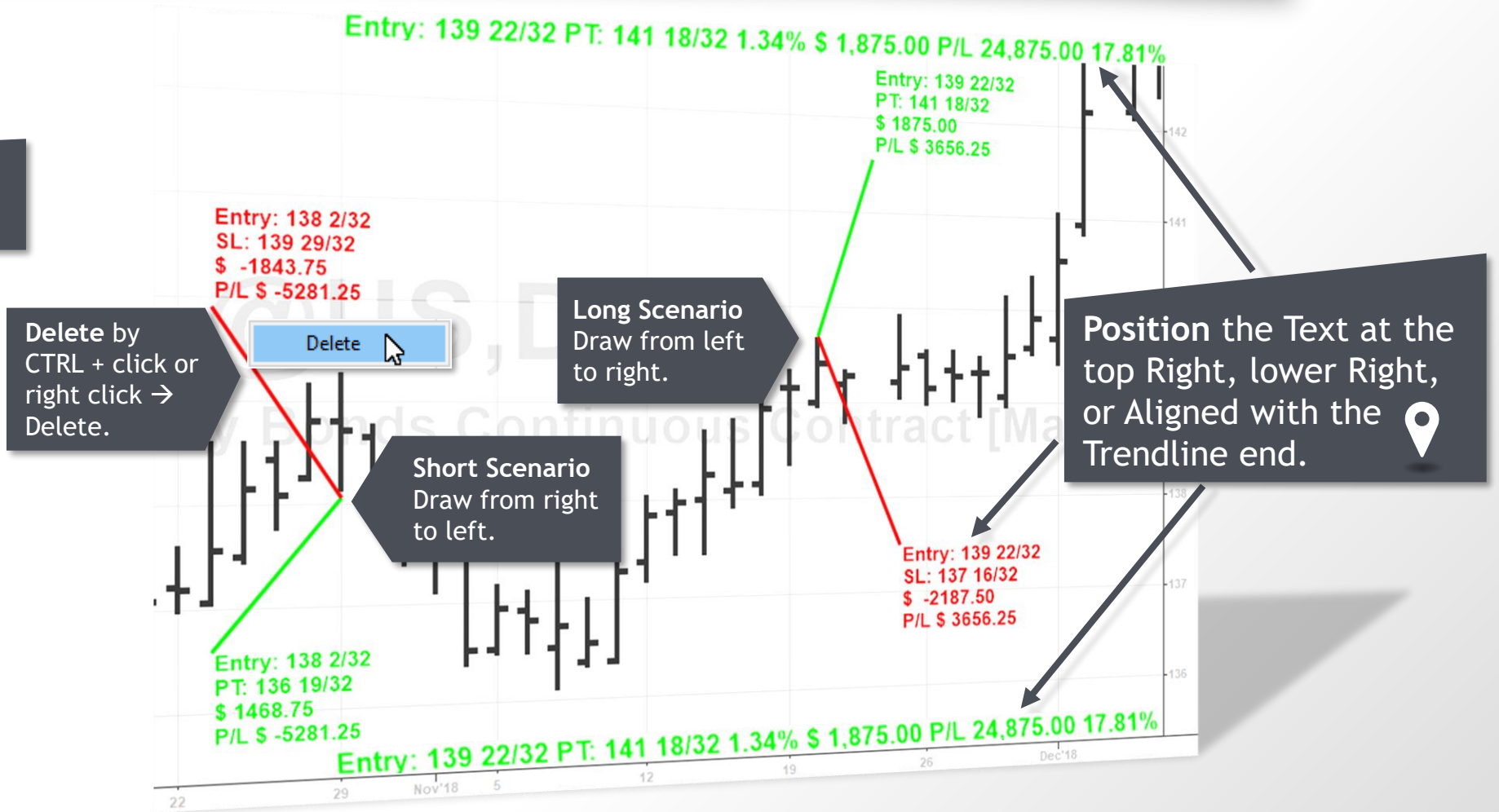
Entry
Profit Target/Stop Loss Price
Cash Value (Entry to PT/SL)
Theoretical Real-Time Open P/L

TA Cash Value Range (20,Range) 1062.50 971.88



2. Cash Value of the Ranges and Moving Average

1. Features - Payoff Ruler



1. Features - Payoff Ruler

- Display the Cash Value for Trendlines including Entry & Profit Target/Stop Loss.
- Define Filters for Trendlines to be Adopted.
- Automatic Coloring.
- Work in Long or Short Scenario.
- Define the Text Position, Size and Color.
- Turn Display of Percent Values on/off.
- Turn Display of Ticks on/off.
- Turn Display Theoretical Real-Time Open Profit/Loss on/off.
- Edit Trade Data via dialog by ALT + click or right click → *Edit Trade Data*.
- Delete Trendlines by CTRL + click or right click → *Delete*.
- Trendlines are Saved with the Chart and Restored after Symbol Change or Platform Restart.
- Forex Symbols Have a Currency Preference and Multiplier of 100'000 to Represent Standard Lot Size.



1. Features - Drawing Object Filter

To allow users to keep the Indicator activated and still work with trendlines in other ways, the indicator provides user inputs to specify which drawing objects will be adopted by it.

These two inputs are “Color Filter” and “Style Filter”.

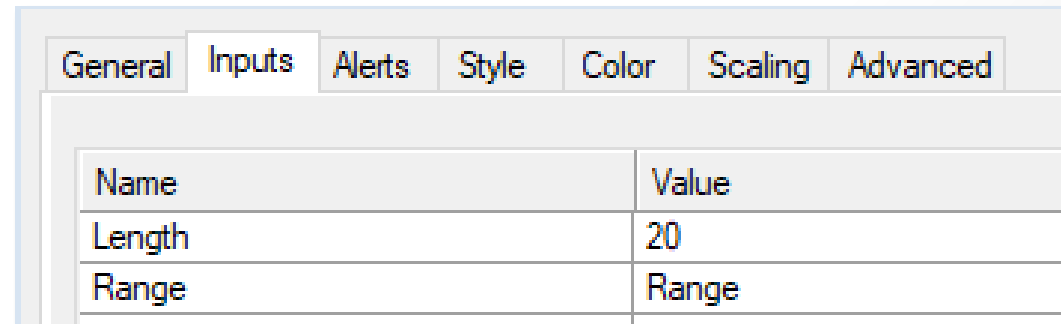
There are two ways to adopt drawing objects in the indicator.

1. Either the filters are equal to the user’s default Color & Style. In this case, any new drawn trendline is adopted immediately.
2. The second option is to take any trendline on the chart and change its format, so it fits the two input filters. This drawing object will be adopted on the next click after making its format fit the filters.
3. Filters are turned off and every object is adopted.


2. User Settings - Cash Value Range

Cash Value Range

- **Length**
Lookback period of the simple moving average. Enter 0 to turn off.
- **Range**
Range to be measured. Enter Range or TrueRange.



Name	Value
Length	20
Range	Range

 Forex Symbols Have a Multiplier of 100'000 to Represent Standard Lot Size.

2. User Settings - Payoff Ruler 1/5

Payoff Ruler

- **Color Filter**

Trendlines with this color get adopted by the indicator. Enter -1 to turn filter off.

- **Style Filter**

Trendlines with this style get adopted by the indicator.
Possible values: solid, dotted, dashed, dashed2, dashed3, “” to turn filter off.



Tip: If you don't use Trendlines for other purposes, use the Trendline defaults for the filters.

Name	Value
Color Filter	red
Style Filter	"solid"
Automatic Color	true
Auto Color Positive	"green"
Auto Color Negative	"red"
Text Position	"topright"
Text Color	darkGray
Font Size	10
Show P/L %	true
Show P/L Ticks	true
Show Open P/L	true
Forex P/L Currency Preference	"USD,EUR"

2. User Settings - Payoff Ruler 2/5

Payoff Ruler

- **Automatic Color**
Set True to enable automatic coloring. Positive cash values are colored in *Auto Color Positive* and negative in *Auto Color Negative*. Enter False to turn off.
- **Auto Color Positive**
Enter the color of positive cash values (profit targets).
- **Auto Color Negative**
Enter the color of negative cash values (stop loss).

Name	Value
Color Filter	red
Style Filter	"solid"
Automatic Color	true
Auto Color Positive	"green"
Auto Color Negative	"red"
Text Position	"topright"
Text Color	darkGray
Font Size	10
Show P/L %	true
Show P/L Ticks	true
Show Open P/L	true
Forex P/L Currency Preference	"USD,EUR"



Possible colors can be found here: http://help.tradestation.com/10_00/eng/tsdevhelp/Subsystems/elobject/class_win/color_class.htm

2. User Settings - Payoff Ruler 3/5

Payoff Ruler

- **Text Position**
Set the position of the text on the chart.
Possible values: topRight, lowerRight, aligned.
- **Text Color**
Color for the text. Only applies when *Automatic Color* is off.
- **Font Size**
Enter the font size of the text.
- **Show P/L %**
Enter true/false to show P/L in %.
- **Show P/L Ticks**
Enter true/false to show P/L in ticks.

Name	Value
Color Filter	red
Style Filter	"solid"
Automatic Color	true
Auto Color Positive	"green"
Auto Color Negative	"red"
Text Position	"topright"
Text Color	darkGray
Font Size	10
Show P/L %	true
Show P/L Ticks	true
Show Open P/L	true
Forex P/L Currency Preference	"USD,EUR"

2. User Settings - Payoff Ruler 4/5

Payoff Ruler

- Show Open P/L (Profit/Loss)
If set to true, it shows the theoretical real-time open P/L with the text. It does **not** take any real position into account, it simply shows the cash value for a theoretical position from the entry to the current last price.



Tip: To save processing power, uncheck the option “Update value intra-bar (tick-by-tick)” on the “General” tab of the indicator format dialog. It then only updates on clicking the Trendline or when a bar is finished.

Show Open P/L	false
---------------	-------

The screenshot shows the 'General' tab of the indicator settings dialog. The 'Name' field is 'SGS Cash Value Ruler' and the 'Short name' is 'SGS Cash Value Rule'. The 'Notes' field is empty. The 'Base study on' dropdown is set to '1:@ES Daily [CME] E-mini S&P 500 Continuous C'. The 'Maximum number of bars study will reference' is set to 'Auto-detect'. The 'Update value intra-bar (tick-by-tick)' checkbox is checked, and a note below it states 'Note: This will allow alerts to be triggered intra-bar'.

2. User Settings - Payoff Ruler 5/5

Payoff Ruler

- Forex P/L Currency Preference
Enter a comma separated list of preferred currencies for the P/L values. Sorted by priority.
The input can also be left empty (“”), in order to turn off any preference.
If a currency is not in the list, the quote currency is used.
The preference **only** applies to the currencies in the selected pair, no cross-currency conversions are made.

Example: EURUSD with a EUR before USD (or USD not in the list) will show the P/L values in EUR.

Name	Value
Color Filter	red
Style Filter	"solid"
Automatic Color	true
Auto Color Positive	"green"
Auto Color Negative	"red"
Text Position	"topright"
Text Color	darkGray
Font Size	10
Show P/L %	true
Show P/L Ticks	true
Show Open P/L	true
Forex P/L Currency Preference	"USD,EUR"

3. Support & Feedback

Questions or difficulties?



Feedback, wishes or suggestions?



Looking for a programmer?



<https://www.tradeatomy.com>

steffen@tradeatomy.com



4. Disclaimer

- All information in this document is for educational purposes only and nothing here should be considered personalized financial or investment advice.
- The developer of this indicator has made good efforts to produce a quality product, however the developer is not liable should importing and inserting this indicator impact the performance or utility of the customer's TradeStation® platform.
- The results of any and all trades that the customer takes which may have been influenced by this indicator are the customer's and the customer's alone, regardless of whether it is a profit or a loss.
- The software described herein is designed to be a tool to assist you trading. THIS SOFTWARE IS PROVIDED "AS IS" AND ANY EXPRESSED OR IMPLIED WARRANTIES, INCLUDING, BUT NOT LIMITED TO, THE IMPLIED WARRANTIES OF MERCHANTABILITY AND FITNESS FOR A PARTICULAR PURPOSE ARE DISCLAIMED. IN NO EVENT SHALL TRADEATOMY BE LIABLE FOR ANY DIRECT, INDIRECT, INCIDENTAL, SPECIAL, EXEMPLARY, OR CONSEQUENTIAL DAMAGES (INCLUDING, BUT NOT LIMITED TO, PROCUREMENT OF SUBSTITUTE GOODS OR SERVICES; LOSS OF USE, DATA, OR PROFITS; FINANCIAL OR NON-FINANCIAL LOSSES, OR BUSINESS INTERRUPTION) HOWEVER CAUSED AND ON ANY THEORY OF LIABILITY, WHETHER IN CONTRACT, STRICT LIABILITY, OR TORT (INCLUDING NEGLIGENCE OR OTHERWISE) ARISING IN ANY WAY OUT OF THE USE OF THIS software, EVEN IF ADVISED OF THE POSSIBILITY OF SUCH DAMAGE. Without limiting the foregoing, TRADEATOMY makes no warranty that 1) the software will meet your requirements, 2) the software will be uninterrupted, timely, secure or error-free, 3) the results that may be obtained from the use of the software will be effective, accurate or reliable, 4) the quality of the software will meet your expectations, and 5) any errors in the software will be corrected. This software and its documentation could include technical or other mistakes, inaccuracies or typographical errors. TRADEATOMY may make changes to the software or documentation without notice.
- Neither TradeStation Technologies nor any of its affiliates has reviewed, certified, endorsed, approved, disapproved or recommended, and neither does or will review, certify, endorse, approve, disapprove or recommend, any trading software tool that is designed to be compatible with the TradeStation® Open Platform. TradeStation®, EasyLanguage® and the EasyLanguage Specialist® logo are registered trademarks of TradeStation Technologies, Inc.
- Required USA Government Disclaimers: Futures, Stocks, Forex and Options trading has large potential rewards, but also large potential risk. You must be aware of the risks and be willing to accept them in order to invest in the futures and options markets. Don't trade with money you can't afford to lose. This is neither a solicitation nor an offer to Buy/Sell futures or options. No representation is being made that any account will or is likely to achieve profits or losses similar to those discussed on this web site or during instructional sessions. The past performance of any trading system or methodology is not necessarily indicative of future results.
- CFTC RULE 4.41 - HYPOTHETICAL OR SIMULATED PERFORMANCE RESULTS HAVE CERTAIN INHERENT LIMITATIONS. UNLIKE AN ACTUAL PERFORMANCE RECORD, SIMULATED RESULTS DO NOT REPRESENT ACTUAL TRADING. ALSO, SINCE THE TRADES HAVE NOT BEEN ACTUALLY EXECUTED, THE RESULTS MAY HAVE UNDEROR-OVER COMPENSATED FOR THE IMPACT, IF ANY, OF CERTAIN MARKET FACTORS, SUCH AS LACK OF LIQUIDITY. SIMULATED TRADING PROGRAMS IN GENERAL ARE ALSO SUBJECT TO THE FACT THAT THEY ARE DESIGNED WITH THE BENEFIT OF HINDSIGHT. NO REPRESENTATION IS BEING MADE THAT ANY ACCOUNT WILL OR IS LIKELY TO ACHIEVE PROFIT OR LOSSES SIMILAR TO THOSE SHOWN.

Appendix

